

PUBLIC SCHOOLS of  
**BROOKLINE**

# John Pierce School

K-8 Family Survey  
Spring 2018



Report created by  
Panorama Education



## Summary

Topic Description	Results	Comparison
<b>Communications</b>	<b>65%</b> ▲ 18 since last survey	<b>57%</b> K - 8 <b>57%</b> Brookline Public Schools
<b>District Climate</b>	<b>64%</b> ▲ 9 since last survey	<b>60%</b> K - 8 <b>60%</b> Brookline Public Schools
<b>Family Engagement</b>	<b>44%</b> ▲ 4 since last survey	<b>44%</b> K - 8 <b>44%</b> Brookline Public Schools
<b>School Climate</b>	<b>77%</b> ▲ 6 since last survey	<b>71%</b> K - 8 <b>71%</b> Brookline Public Schools
<b>School Fit</b>	<b>74%</b> ▲ 6 since last survey	<b>66%</b> K - 8 <b>66%</b> Brookline Public Schools
<b>School Safety</b>	<b>65%</b> ▲ 2 since last survey	<b>57%</b> K - 8 <b>57%</b> Brookline Public Schools

286 responses

# Communications

Your average

**65%**

286 responses

Change

**▲ 18**

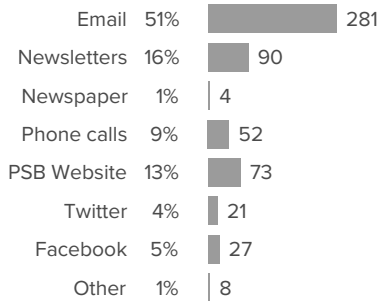
since last survey

K - 8 Grouping average: **57%** K - 8

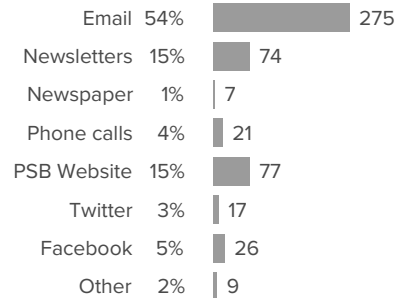
District average: **57%** Brookline Public Schools

## How did people respond?

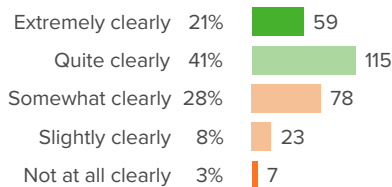
**Q.1: What is the best way for the school/district to stay in communication with you? (check all that apply)**



**Q.2: Of the following, which source do you use the most to get information about the school/district? (check all that apply)**



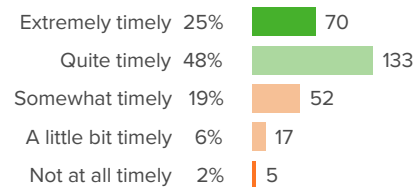
**Q.3: How clearly do this school's leaders identify their goals for the school?**



▲ 5 from last survey

Favorable: **62%**

**Q.4: How timely is the feedback that teachers at this school provide to students about their learning?**

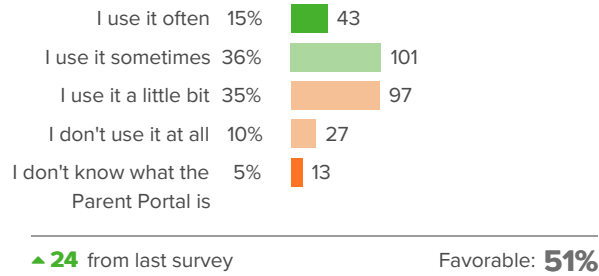


▲ 11 from last survey

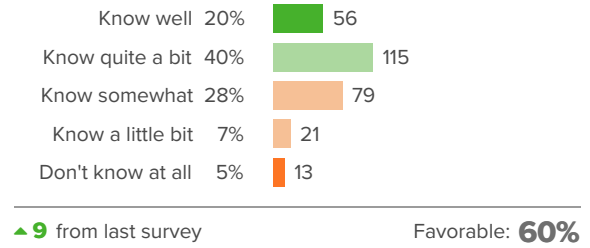
Favorable: **73%**



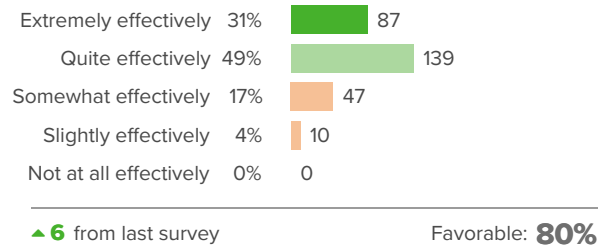
**Q.5: To what extent do you use the Parent Portal to access information about your child's academic progress?**



**Q.6: To what extent do you know how your child is doing in school before you receive his or her report card or progress report?**



**Q.7: How effectively do this school's leaders communicate important information to families?**



# District Climate

Your average

**64%**

286 responses

Change

**▲ 9**

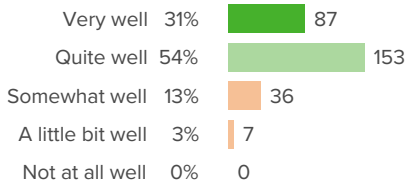
since last survey

K - 8 Grouping average: **60%** K - 8

District average: **60%** Brookline Public Schools

## How did people respond?

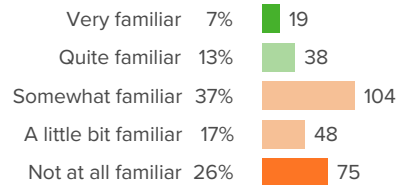
### Q.1: How well do district leaders communicate important information to parents/guardians?



▲ 9 from last survey

Favorable: **85%**

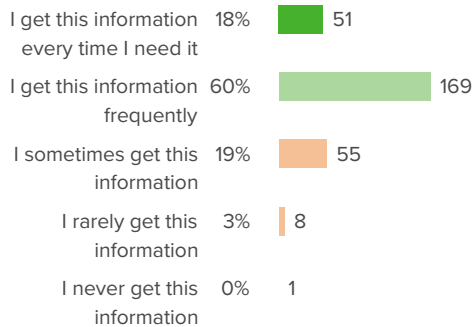
### Q.2: How familiar are you with the Public School of Brookline's four district-wide goals?



▲ 6 from last survey

Favorable: **20%**

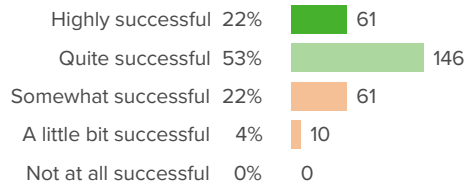
### Q.3: How consistently are you able to get information about district events or news when you need it?



▲ 10 from last survey

Favorable: **77%**

### Q.4: How successful are district leaders in supporting schools to provide high quality education to students?



▲ 12 from last survey

Favorable: **74%**

# Family Engagement

Your average

**44%**

286 responses

Change

**▲ 4**

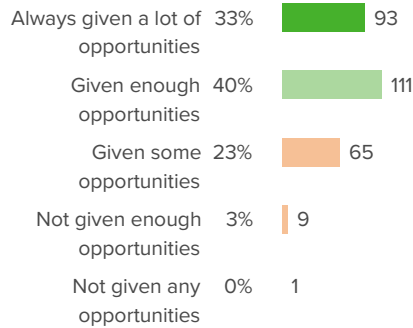
since last survey

K - 8 Grouping average: **44%** K - 8

District average: **44%** Brookline Public Schools

## How did people respond?

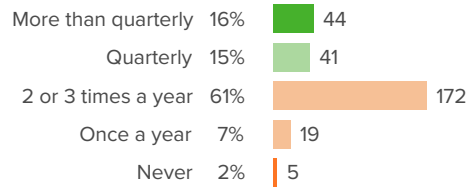
### Q.1: To what extent are parents/guardians given opportunities to be meaningfully involved at this school?



▲ 3 from last survey

Favorable: **73%**

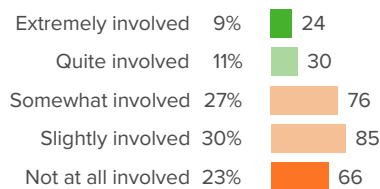
### Q.2: How often do you meet in person with teachers at your child's school?



▲ 17 from last survey

Favorable: **30%**

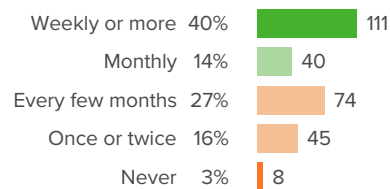
### Q.3: How involved have you been with parent groups at this school?



▲ 2 from last survey

Favorable: **19%**

### Q.4: In the past year, how often have you visited your child's school?



▼ 4 from last survey

Favorable: **54%**

# School Climate

Your average

**77%**

286 responses

Change

**▲ 6**

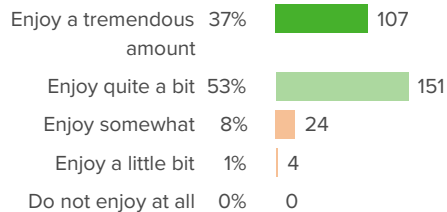
since last survey

K - 8 Grouping average: **71%** K - 8

District average: **71%** Brookline Public Schools

## How did people respond?

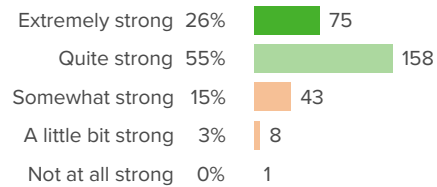
### Q.1: To what extent do you think that students enjoy going to this school?



▲ 4 from last survey

Favorable: **90%**

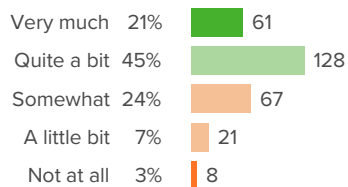
### Q.2: How strong is this school's sense of community?



▲ 2 from last survey

Favorable: **82%**

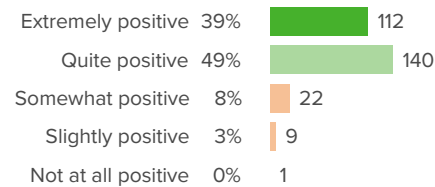
### Q.3: To what extent is your child engaged in appropriately challenging levels of academics at this school?



▲ 8 from last survey

Favorable: **66%**

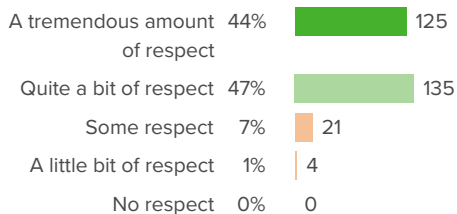
### Q.4: How positive is the culture of this school?



▲ 4 from last survey

Favorable: **89%**

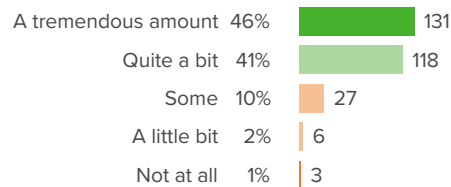
### Q.5: How respectful are the relationships between staff and students at this school?



▲ 0 from last survey

Favorable: **91%**

### Q.6: How much does this school value the diversity of students' backgrounds?

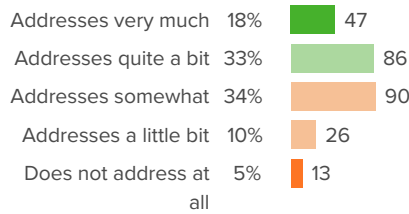


▲ 1 from last survey

Favorable: **87%**

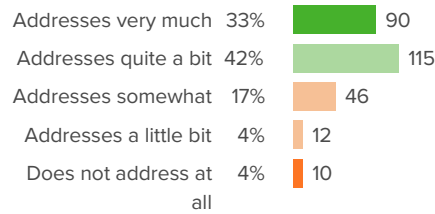


**Q.7: To what extent does this school address matters related to students' socioeconomic status?**



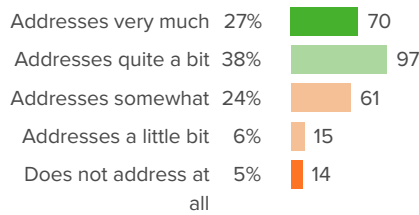
▲ **0** from last survey Favorable: **51%**

**Q.8: To what extent does this school address matters related to students' race/ethnicity?**



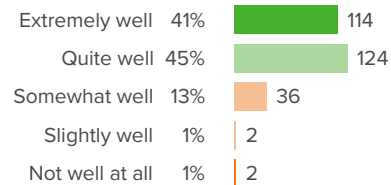
▲ **10** from last survey Favorable: **75%**

**Q.9: To what extent does this school address matters related to students' disabilities?**



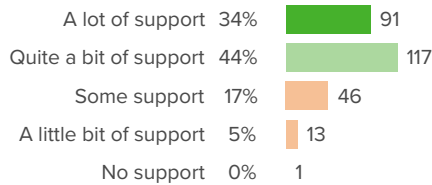
▲ **7** from last survey Favorable: **65%**

**Q.10: How well do teachers and administrators at this school create a school environment that helps students learn?**



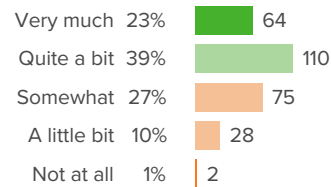
▲ **5** from last survey Favorable: **86%**

**Q.11: When struggling with academics at school, to what extent does your child receive the support needed to be successful?**



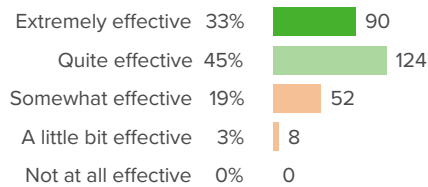
▲ **14** from last survey Favorable: **78%**

**Q.12: How well does homework at this school support learning in the classroom?**



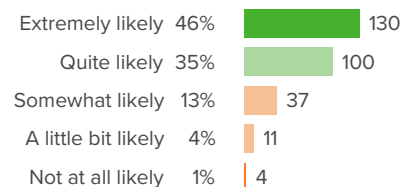
▲ **7** from last survey Favorable: **62%**

**Q.13: How effective is this school's leader in promoting the learning and growth of all students?**



▲ **13** from last survey Favorable: **78%**

**Q.14: If a friend were looking for a school to send their children to, how likely would you be to recommend this school to them?**



▲ **3** from last survey Favorable: **82%**



# School Fit

Your average

**74%**

286 responses

Change

**▲ 6**

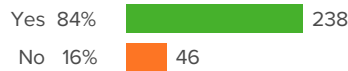
since last survey

K - 8 Grouping average: **66%** K - 8

District average: **66%** Brookline Public Schools

## How did people respond?

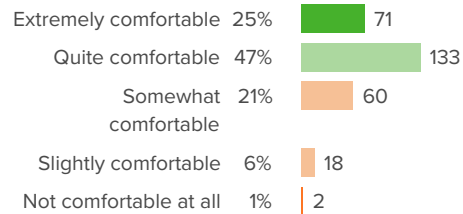
**Q.1: Does your child have a close relationship with at least one adult at this school?**



▲ 3 from last survey

Favorable: **84%**

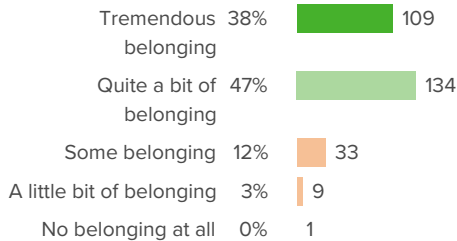
**Q.2: How comfortable is your child in asking for help from adults at this school?**



▲ 6 from last survey

Favorable: **72%**

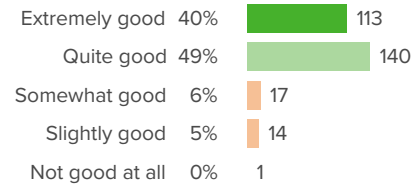
**Q.3: To what extent does your child feel a sense of belonging at this school?**



▲ 5 from last survey

Favorable: **85%**

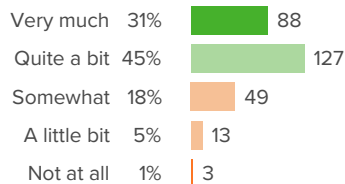
**Q.4: Given your child's cultural background, how good a fit is this school?**



▲ 5 from last survey

Favorable: **89%**

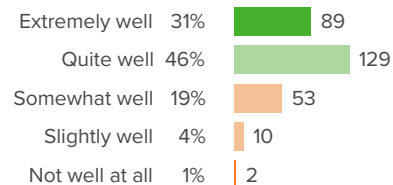
**Q.5: To what extent have teachers at this school helped your child to develop effective work and study habits?**



▲ 10 from last survey

Favorable: **77%**

**Q.6: How well do you feel this school is preparing your child for the next academic year?**

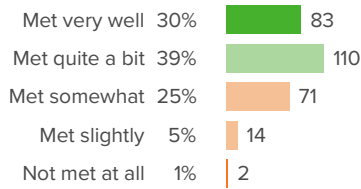


▲ 9 from last survey

Favorable: **77%**

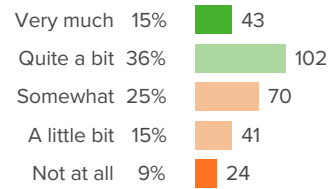


**Q.7: To what extent are your child's individual learning needs met at this school?**



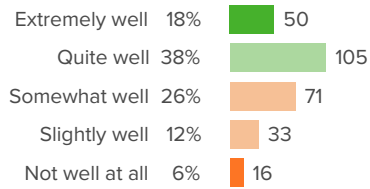
▲ **7** from last survey Favorable: **69%**

**Q.8: To what extent does your child participate in extracurricular activities at this school?**



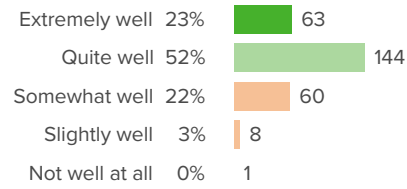
▲ **3** from last survey Favorable: **52%**

**Q.9: How well do the extracurricular activities offered at this school match your child's interests?**



▲ **7** from last survey Favorable: **56%**

**Q.10: How well does the overall approach to discipline at this school work for your child?**



▼ **2** from last survey Favorable: **75%**



## School Safety

Your average

**65%**

286 responses

Change

**▲ 2**

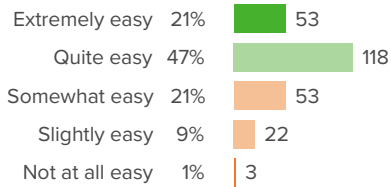
since last survey

K - 8 Grouping average: **57%** K - 8

District average: **57%** Brookline Public Schools

### How did people respond?

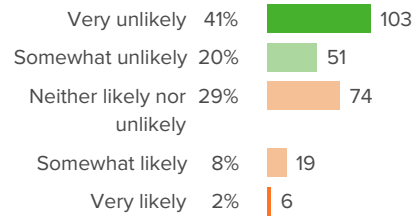
**Q.1: If a student is bullied at this school, how easy is it for a child to get help from an adult?**



▲ **5** from last survey

Favorable: **69%**

**Q.2: How likely is it that someone from this school will bully your child online?**



▼ **1** from last survey

Favorable: **61%**

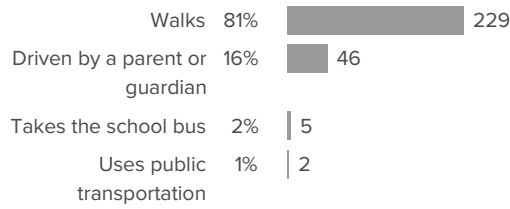


# School arrival

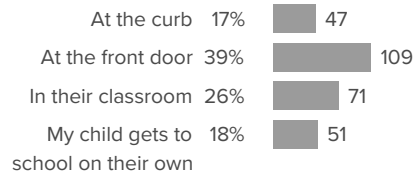
## How did people respond?

---

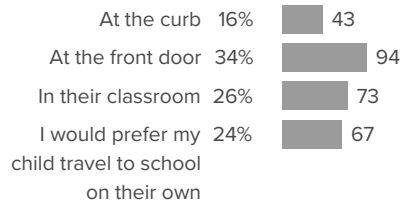
### Q.1: How does your child typically get to school?



### Q.2: When you/a guardian brings your child to school, where do you typically drop your child off?



### Q.3: How would you prefer your child be dropped off at school?





## Other questions

How did people respond? \_\_\_\_\_

**Q.1: Please select the grade level(s) that your child(ren) is/are in at this school this year.**

K	13%	■	50
1	11%	■	42
2	13%	■	50
3	14%	■	54
4	13%	■	49
5	12%	■	46
6	9%	■	34
7	9%	■	34
8	8%	■	31